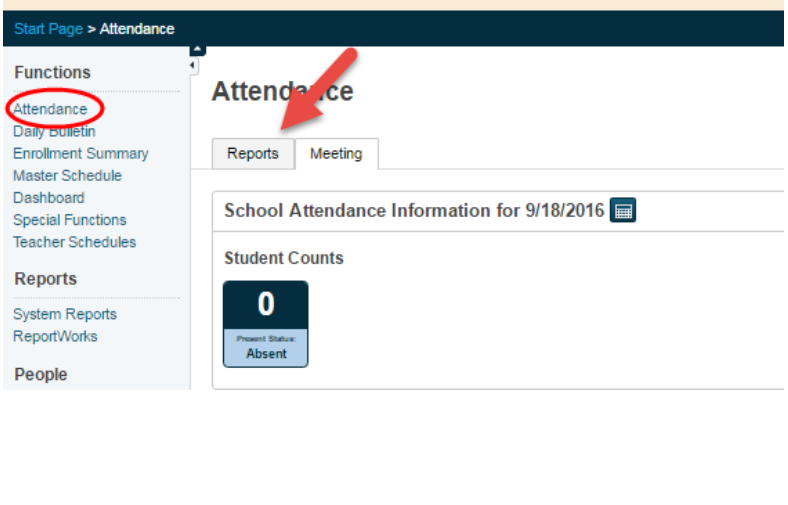
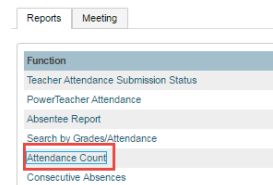


Attendance Count Report

This report is a multi-day period by period attendance code report. This report can be used to identify students with excessive unexcused absences.

On the PowerSchool Start Page, click Attendance, from the left-hand menu. Click on the Reports tab.

Select the **Attendance Count Report**.

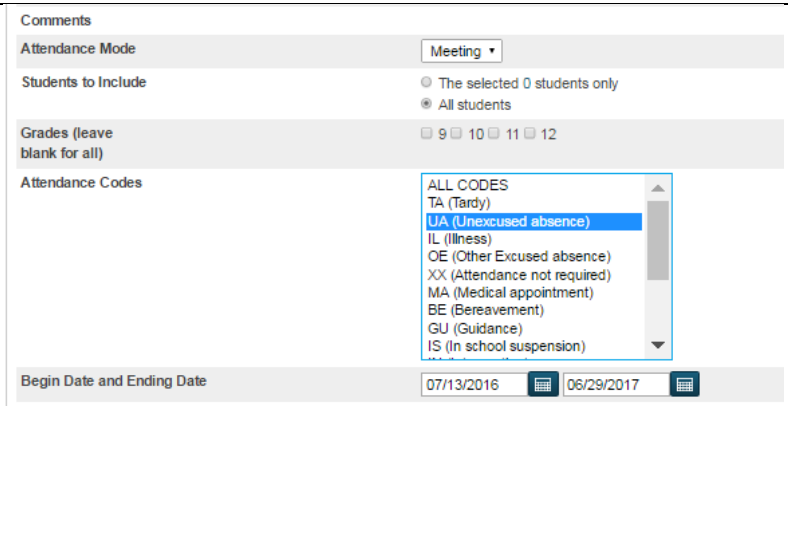


To run the report, leave it set at Meeting for all grade levels.

You can run this report of all students in your school or select an individual student, a grade level or group.

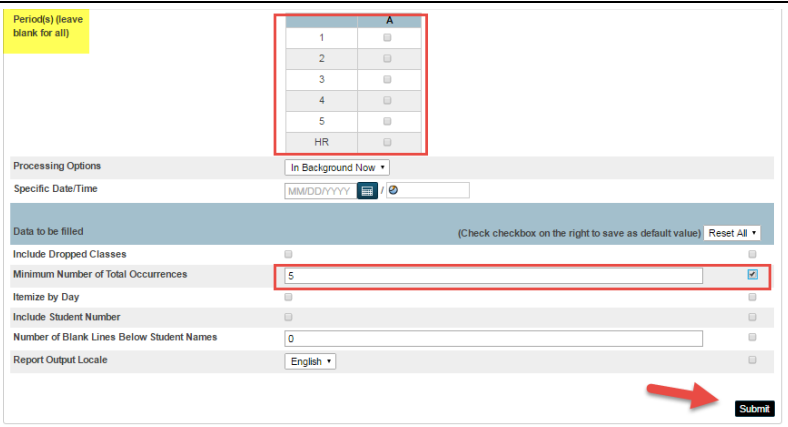
Select the codes you want to report on, holding down the CTRL key will allow you to select more than one code.

Set the date range, it will default to full year.

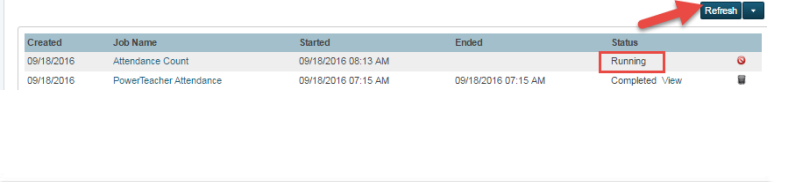


Set the periods you want to report on. K-8 schools could choose to check only homeroom attendance. Leaving it blank runs the reports for all periods.

Set the minimum total number of occurrences to search for. If looking for five days for K-8, you would enter 5 but if at a high school with period attendance you would enter 25 for 5 days.

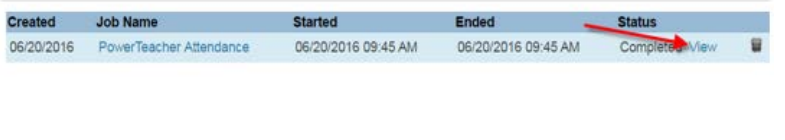


If running for the entire school or a long date range this report should could take a while. You can click on Refresh or wait.



Created	Job Name	Started	Ended	Status
09/18/2016	Attendance Count	09/18/2016 08:13 AM		Running
09/18/2016	PowerTeacher Attendance	09/18/2016 07:15 AM	09/18/2016 07:15 AM	Completed View

When completed View will replace Running. Click on the View to see a list of students with excessive absences.



Created	Job Name	Started	Ended	Status
06/20/2016	PowerTeacher Attendance	06/20/2016 09:45 AM	06/20/2016 09:45 AM	Completed View

The list of student names (blurred) include grade level, absences by period and total absence.



Student	Grade	1	2	3	4	AP	5	Total
...	12	0	0	1	1	0	0	2
...	12	1	1	3	2	2	1	11
...	12	4	6	5	7	7	3	36
...	11	3	3	3	1	5	2	20
...	11	0	1	4	2	0	1	8
...	9	3	2	2	2	2	1	13
...	12	1	3	0	1	3	1	10
...	11	4	6	7	7	4	3	35
...	12	8	7	4	6	8	4	41
...	12	2	2	1	2	2	1	11
...	11	7	6	5	6	3	3	33
...	9	0	1	1	3	3	1	10
...	12	1	1	1	1	1	1	6
...	12	1	2	0	1	0	1	5
...	10	2	3	4	3	5	2	22
...	11	1	1	1	0	1	1	5
...	12	6	6	8	5	8	4	41
...	12	0	1	1	1	1	1	5
...	11	1	1	0	1	1	1	5
...	11	1	1	1	1	1	1	6
...	10	1	1	1	1	0	0	4
...	11	2	2	4	1	4	1	15
...	11	0	0	1	1	2	1	5

Using the list, administration or the homeroom teacher can make contact with the students' parents.

Each student name is hyperlinked to their PS Demographics page

At the bottom of the list is functions. Clicking on this makes this group the current selection and takes you to Group Functions and Reports.

Group Functions

Current student selection: 176